

SBO/SBEAP Annual Report

—

2017 report representing 2016 data

Jennifer Collins – IN SBEAP

Nancy Larson – KS and NSBEAP



**SMALL BUSINESS
ENVIRONMENTAL
ASSISTANCE
PROGRAM**

Serving Small Businesses and the Environment

History of SBO/SBEAP Annual Report

- EPA ASBO collected data every year
 - Collection via paper and online forms
 - Prepared report to Congress as required in CAAA
- EPA ASBO helped states promote programs
 - Early 2000's office helped create 2 page report format and national logo
- Last ASBO report prepared for 2011-2012 data
 - Also prepared 20 year summary report to Congress
 - Data from 2013-2014 unused
- In 2016 state SBEAPs organized to publish
 - Simplified report for 2015 data

Goals for 2017 Report on 2016 Data

- Capture key data that is easy to provide but tells a story
 - Borrow old format to save time
 - Keep only key questions, clarify where needed
- Create short report format for promoting programs
- State hosted data collection and report design
 - Indiana hosted data collection tool
 - Kansas intern helped create new “flyer” format
- Report ready for new administration
 - NSC and individual states sent flyer with letters to RAs
 - ASBO also used flyer to promote NSBEAP

2017 Process

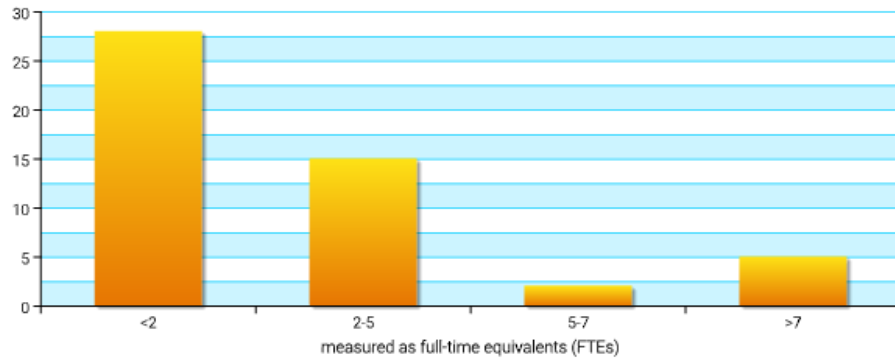
- Step 1 – secured three volunteers (ID, IN and KS) to review data collection format, update with minor changes (SFY or calendar). Then determine timeline for promotion, collection and analysis. (Sept. 2017)
- Step 2 – hosted two training and posted recording at www.nationalsbeap.org. (Nov 2017)
- Step 3 – collect data Nov – Dec. 15; remained open through Feb. Team made personal e-mail and calls to states not reporting. NSBEAP did additional follow-up. Forty-eight programs reported, representing 44 states.
- Step 4 – data aggregation, review and flyer update.
- Step 5 – use for promotion??
- Step 6 – feedback and recommended changes for 2018

Key Data

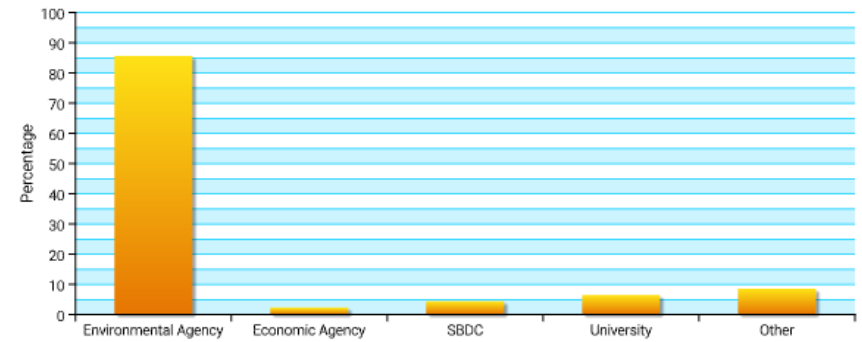
- SFY or CY – **new in 2017**
- State
- Contact info
- Budget – CY or FY, or unable to isolate
- Total FTEs – only SBO/SBEAP function
- CAP – or equivalent and active or not
- Where Program housed
- Media covered – Air and beyond
- Contacts – common assistance methods, publications, conferences/workshops, advocacy
- Web traffic
- Social media use – yes/no, type
- Narrative – looking for quotes, outcomes and stories

2016 Basic Program Information

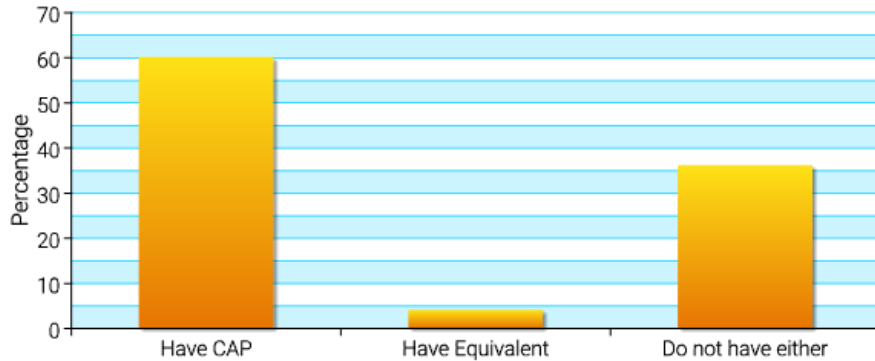
How many employees support the SBO/SBEAP/CAP only?
 SBO/EAP Annual Report 2017



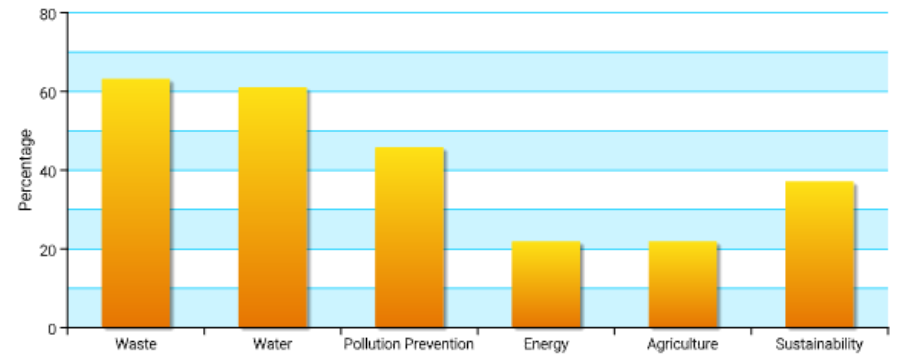
Where is the program housed?
 SBO/EAP Annual Report 2017



Do you have a Compliance Advisory Panel (CAP), or an equivalent advisory group?
 SBO/EAP Annual Report 2017

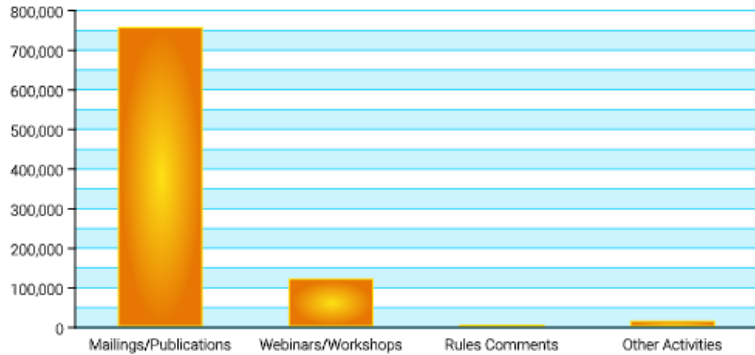


Does your program offer multimedia assistance?
 SBO/EAP Annual Report 2017

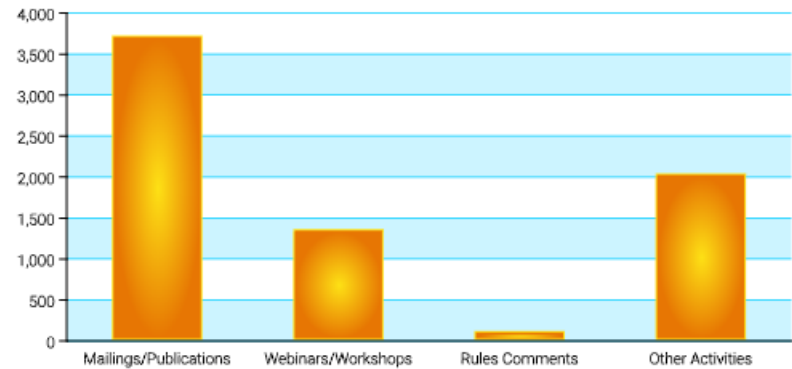


2016 Activities

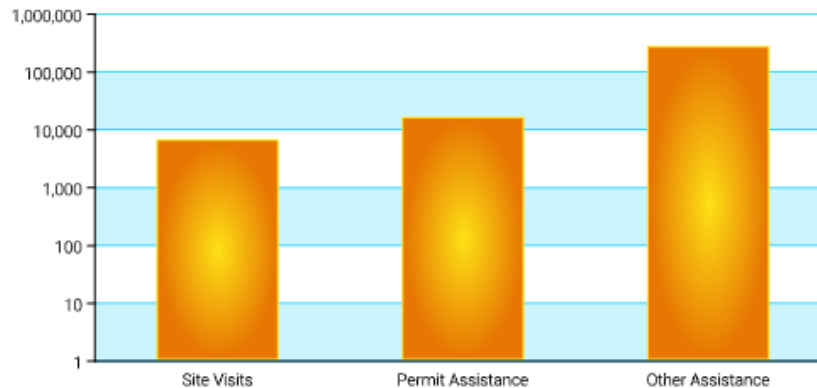
Estimated Audience for Each Type of Outreach Activity
 SBO/EAP Annual Report 2016



Estimates/Counts for Each Type of Outreach Activity
 SBO/EAP Annual Report 2017



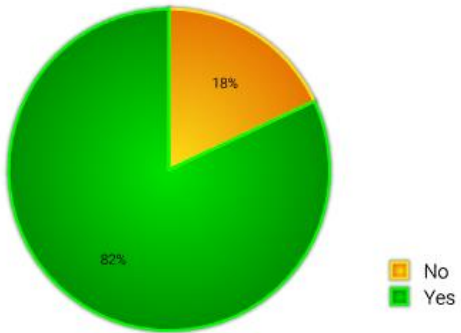
Estimates/Counts for Each Type of Assistance Activity
 SBO/EAP Annual Report 2017



2016 Online

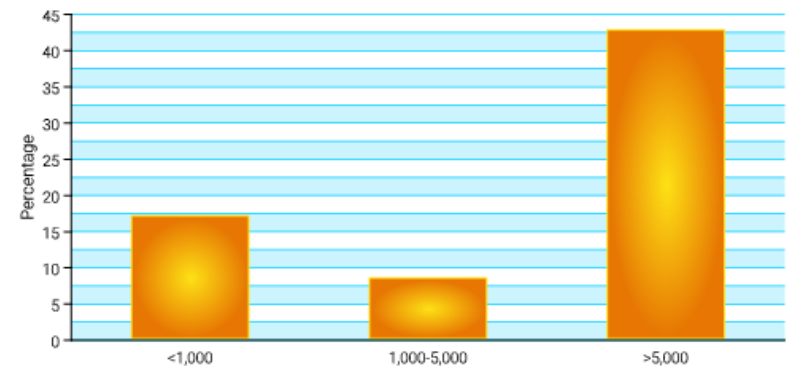
Do you have a website?

SBO/EAP Annual Report 2017



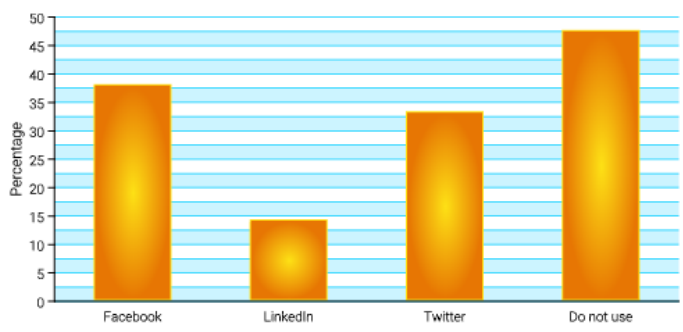
Total website page views

SBO/EAP Annual Report 2017



Which social media sites do your program use?

SBO/EAP Annual Report 2017



2016 Narrative (“Outcomes”)

- 25 of 48 provided a narrative
- Some highlights
 - Programs awarded for work by various partners
 - Streamline permit assistance
 - Document compliance rates and healthy AQ days
 - Industry-sector outreach – auto body and printers
 - Integrate P2 funding and programs with SBEAP
 - Securing and keeping SBEAP staff challenging (several)
 - Partnerships with economic organizations, chambers, city planning, other regulatory agencies
 - Case studies, but lack environmental data or complete data
 - [Cowboy Crickets](#), a chocolate chirp cookie – prize for most interesting story

2015 Report



SMALL BUSINESS ENVIRONMENTAL ASSISTANCE PROGRAM

Serving Small Businesses and the Environment

Who we are

We help small businesses and assistance providers access environmental compliance and sustainable business information. Our services are free and confidential and we act as your small business advocate on environmental issues. Programs range in size from 0.25 to 30 staff.

50 states and D.C.
2 territories



Did you know?

Small Business Environmental Assistance Programs were established as part of the Clean Air Act Amendments of 1990.

AND

These programs receive no federal funding. Most are supported by state air permit fees but some depend on other state funding.

How our programs work

Each program has three parts:

- Technical assistance
- Ombudsman advocate
- Advisory panel

Working partnerships include:

- Business community
- Trade associations
- Small business development centers
- U.S. EPA
- Pollution prevention programs
- Other state and local agencies

Small businesses we assist

- Auto body repair/refinishing
- Dry-cleaner/laundry service
- Furniture manufacturing/refinishing
- Metal fabricating/finishing
- Plating and polishing
- Painting and coating
- Construction/contractors
- Printing/graphic arts
- Manufacturing
- Many more

Technical assistance by type



Based on data from 48 programs

2017 audience impact

- **970,500** clients served
- **1,282,000** online resource visits
- **814,500** publications distributed
- **133,900** webinar/workshop attendees

To find more resources on your state's Small Business Environmental Assistance Program visit www.nationalsbeap.org or call 1-800-578-8898.



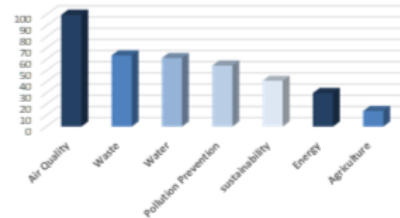
SMALL BUSINESS ENVIRONMENTAL ASSISTANCE PROGRAM

Serving Small Businesses and the Environment

How we make an impact

Small Business Environmental Assistance Programs throughout the country offer compliance assistance in many areas. All programs provide assistance with air quality, but several also offer additional services such as hazardous waste and pollution prevention technical assistance. These "multi-media" programs are a "one-stop-shop" for small businesses with limited resources. The chart below represents the percentage of programs providing compliance assistance in the following areas.

Technical assistance areas



What our clients say

"SBEAP guided us every step of the way and we view them as an invaluable resource to businesses working with the Air Quality Department."

"It would have taken me days to learn what this class presented (air permitting) in just about 7 hours."

"Once again the SBEAP has proven to be a great asset to small business."

"You guys were phenomenal! Your willingness to help in any circumstance speaks volumes about the organization."

"Anytime I have a question, unsure if I have filled out the correct forms or included all information as required I always call SBEAP's regional staff. The feedback is always cordial and very helpful."

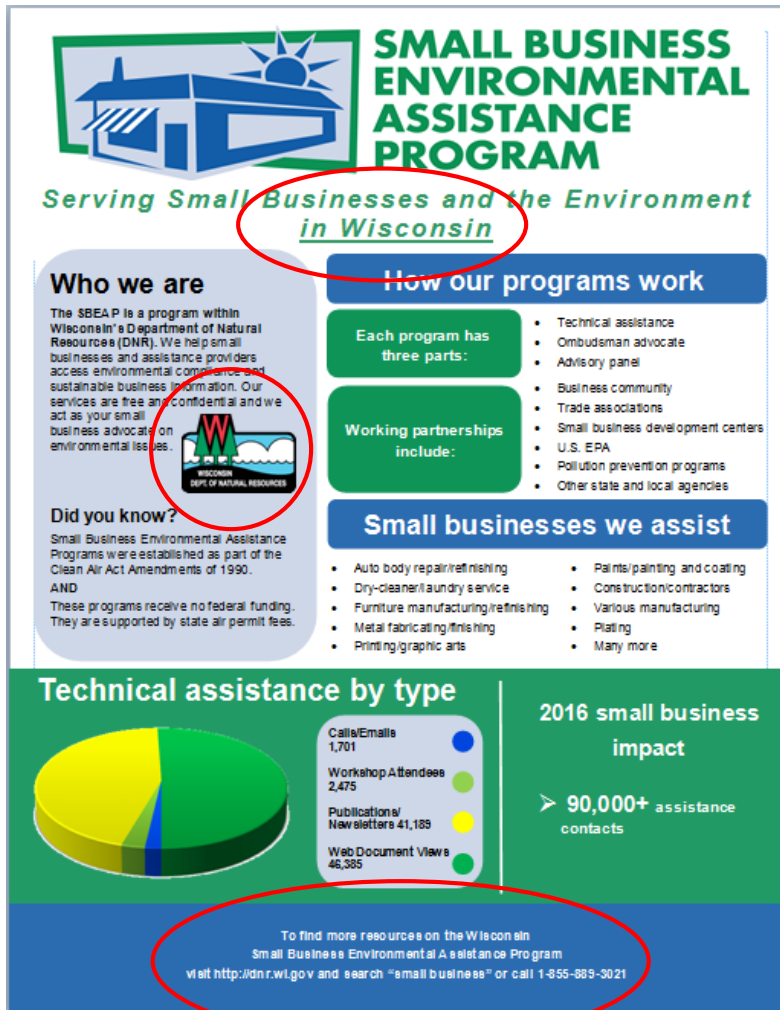
"SBEAP was very helpful and thorough in explaining asbestos regulations to me. They took the time to review regulations as they applied to the remodeling of my building."

Case study: The success of Pik Rite

Pik Rite is a Pennsylvania manufacturer of high-quality equipment for industries such as farming, oil and gas, and waste collection. For more than 12 years, the local SBEAP provided compliance assistance and guidance for an air quality operating permit, three permit modifications, and two renewals. As Pik Rite grew, it successfully achieved ways to reduce its environmental footprint through installation of energy-efficient lighting and HVAC upgrades, implementation of a solvent-recovery system, and by using material substitution to reduce hazardous air pollutants and volatile organic chemicals. These changes have resulted in cost savings exceeding \$10,000 annually, while further reducing direct and indirect emissions. Pik Rite received Pennsylvania's Agribusiness Achievement Award in 1997 and the 2017 Small Business Environmental Stewardship Award from the national SBEAPs. It was recognized in 2017 with the SBA Small Business Person of the Year Award.

To find more resources on your state's Small Business Environmental Assistance Program visit www.nationalsbeap.org or call 1-800-578-8898.

State Use of Flyer - draft



SMALL BUSINESS ENVIRONMENTAL ASSISTANCE PROGRAM
 Serving Small Businesses and the Environment in Wisconsin

Who we are
 The SBEAP is a program within Wisconsin's Department of Natural Resources (DNR). We help small businesses and assistance providers access environmental compliance and sustainable business information. Our services are free, confidential and we act as your small business advocate on environmental issues.

Did you know?
 Small Business Environmental Assistance Programs were established as part of the Clean Air Act Amendments of 1990. AND These programs receive no federal funding. They are supported by state air permit fees.

How our programs work

Each program has three parts:

- Technical assistance
- Ombudsman advocate
- Advisory panel

Working partnerships include:

- Business community
- Trade associations
- Small business development centers
- U.S. EPA
- Pollution prevention programs
- Other state and local agencies

Small businesses we assist

- Auto body repair/refinishing
- Dry-cleaner/laundry service
- Furniture manufacturing/refinishing
- Metal fabricating/finishing
- Printing/graphic arts
- Paints/painting and coating
- Construction/contractors
- Various manufacturing
- Plating
- Many more

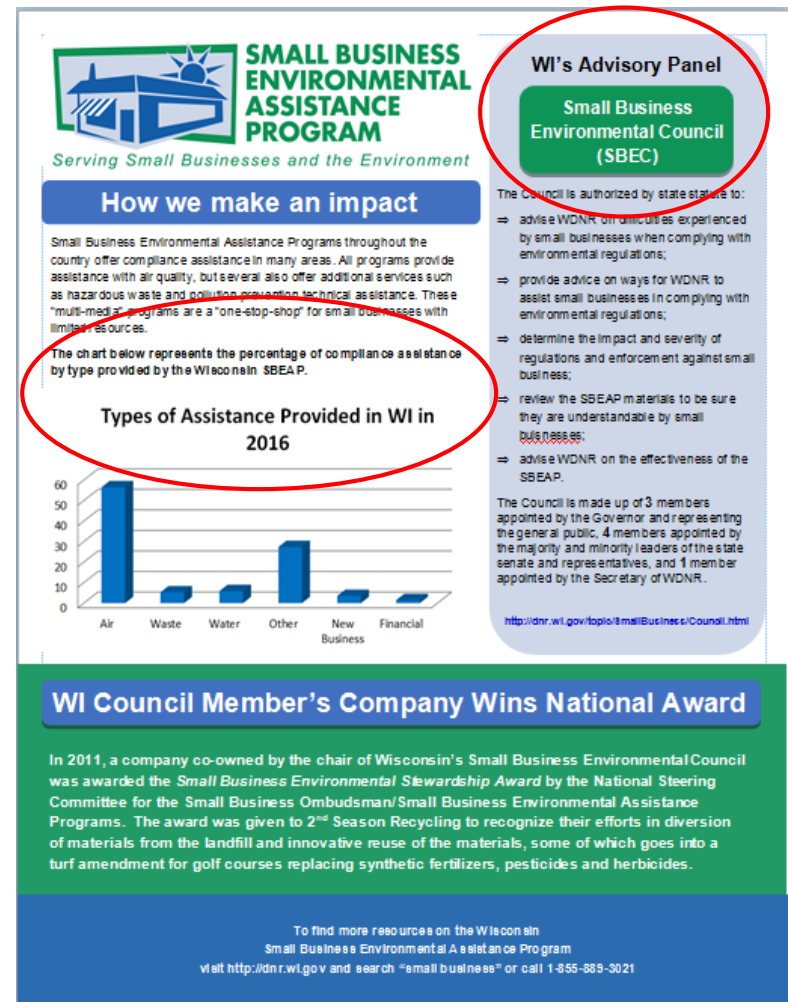
Technical assistance by type

Calls/Emails	1,701
Workshop Attendees	2,475
Publications/ Newsletters	41,185
Web Document Views	46,385

2016 small business impact

> **90,000+** assistance contacts

To find more resources on the Wisconsin Small Business Environmental Assistance Program visit <http://dnr.wi.gov> and search "small business" or call 1-855-889-3021



SMALL BUSINESS ENVIRONMENTAL ASSISTANCE PROGRAM
 Serving Small Businesses and the Environment

WI's Advisory Panel
 Small Business Environmental Council (SBEC)

How we make an impact

Small Business Environmental Assistance Programs throughout the country offer compliance assistance in many areas. All programs provide assistance with air quality, but several also offer additional services such as hazardous waste and pollution prevention technical assistance. These "multi-media" programs are a "one-stop-shop" for small businesses with limited resources.

The chart below represents the percentage of compliance assistance by type provided by the Wisconsin SBEAP.

Types of Assistance Provided in WI in 2016

Assistance Type	Percentage
Air	~60%
Waste	~10%
Water	~10%
Other	~15%
New Business	~5%
Financial	~5%

The Council is authorized by state statute to:

- ⇒ advise WDNR on disputes experienced by small businesses when complying with environmental regulations;
- ⇒ provide advice on ways for WDNR to assist small businesses in complying with environmental regulations;
- ⇒ determine the impact and severity of regulations and enforcement against small business;
- ⇒ review the SBEAP materials to be sure they are understandable by small businesses;
- ⇒ advise WDNR on the effectiveness of the SBEAP.

The Council is made up of 3 members appointed by the Governor and representing the general public, 4 members appointed by the majority and minority leaders of the state senate and representatives, and 1 member appointed by the Secretary of WDNR.

<http://dnr.wi.gov/topic/SmallBusiness/Council.html>

WI Council Member's Company Wins National Award

In 2011, a company co-owned by the chair of Wisconsin's Small Business Environmental Council was awarded the *Small Business Environmental Stewardship Award* by the National Steering Committee for the Small Business Ombudsman/Small Business Environmental Assistance Programs. The award was given to 2nd Season Recycling to recognize their efforts in diversion of materials from the landfill and innovative reuse of the materials, some of which goes into a turf amendment for golf courses replacing synthetic fertilizers, pesticides and herbicides.

To find more resources on the Wisconsin Small Business Environmental Assistance Program visit <http://dnr.wi.gov> and search "small business" or call 1-855-889-3021

Questions or comments?

- Changes for 2017
 - Should we collect data in January for CY and SFY18 to make less confusing?
 - What else?
 - Volunteers?

Fun facts

- Staffing runs 0.10 (VI) to 29 (TX)
- Most programs do site visits – 1 to 2735 (CA)
- Budgets approx. 80K per FTE for most programs
- 2.7 million, 26 FTE (CA)
- 1.9 million, 15 FTE (OH) and 29 FTE (TX)
- 810,000, 11 FTE (LA)
- 18 programs report CAP (see Nancy)